


**FORMAT OF HOLDING OF SPECIFIED SECURITIES**

- 1 Name of Listed Entity : NIDHI MERCANTILES LIMITED
- 2 Scrip Code/Name of Scrip/Class of Security : 24132
- 3 Share Holding Pattern Filed under: Reg. 31(1) ( b ) : Quarter Ended 30/06/2019
- 4 Declaration : The Listed entity is required to submit the following declaration to the extent of submission of information


Sr. No.	Particulars	Yes	No
1	Whether the Listed Entity has issued any partly paid up shares		No
2	Whether the Listed Entity has issued any Convertible Securities or Warrants?		No
3	Whether the Listed Entity has any shares against which depository receipt are issued?		No
4	Whether the Listed Entity has any shares in locked-in?		No
5	Whether any shares held by promoters are pledge or otherwise encumbered?		No



5. The tabular format for disclosure of holding of specified securities is as follows:-

TABLE I - SUMMARY STATEMENT HOLDING OF SPECIFIED SECURITIES

Category (I)	Category of shareholder (II)	Nos. of shareholders (III)	No. of fully paid-up equity shares held (IV)	No. of partly paid-up equity shares held (V)	No. of shares underlying Depository Receipt (VI)	Total nos. shares held (VII) = (IV)+(V)+(VI)	Shareholding as a % of total no. of shares (calculated as per SCRR, 1957) (VIII) As a % of (A+B+C2)	Number of Voting Rights held in each class of securities (IX)			No. of Shares Underlying convertible securities (Including Warrants) (X)	Shareholding as a % assuming full conversion of convertible securities (as a percentage of diluted share capital) (XI)=(VII)+(X) as a % of (A+B+C)	Number of Locked in shares (XII)		Number of Shares pledged or otherwise encumbered (XIII)		Number of equity shares held in dematerialized form (XIV)	
								No. of Voting Rights		Total as a % of (A+B+C)			No. (a)	As a % of total Shares held (b)	No. (a)	As a % of total Shares held (b)		
								Class eg:x	Class eg:y									Total
(A)	Promoter & Promoter Group	6	1765000	0	0	1765000	28.10	1765000	0	1765000	28.10	0	0	0	0	0	0	1765000
(B)	Public	150	4515455	0	0	4515455	71.90	4515455	0	4515455	71.90	0	0	0	0	N.A.	N.A.	4462000
(C)	Non Promoter - Non Public																	
(C1)	Shares underlying DRs	0	0	0	0	0	N.A.	0	0	0	0.00	0	0	0	0	N.A.	N.A.	0
(C2)	Shares held by Employee Trusts	0	0	0	0	0	0	0	0	0	0.00	0	0	0	0	N.A.	N.A.	0
	<b>TOTAL</b>	<b>156</b>	<b>6280455</b>	<b>0</b>	<b>0</b>	<b>6280455</b>	<b>100</b>	<b>6280455</b>	<b>0</b>	<b>6280455</b>	<b>100.00</b>	<b>0</b>	<b>0</b>	<b>0</b>	<b>0</b>	<b>0</b>	<b>0</b>	<b>6227000</b>



**TABLE II - STATEMENT SHOWING SHAREHOLDING PATTERN OF THE PROMOTER AND PROMOTER GROUP**

Category & Name of shareholders (I)	PAN (II)	Nos. of shareholders (III)	No. of fully paid-up equity shares held (IV)	No. of partly paid-up equity shares held (V)	Nos. of shares underlying Depository Receipt (VI)	Total nos. shares held (VII) = (IV)+(V)+(VI)	Shareholding % calculated as per SCRR, 1957 As a % of (A+B+C2) (VIII)	Number of Voting Rights held in each class of securities (IX)			No. of Shares Underlying Outstanding convertible securities (Including Warrants) (X)	Shareholding as a % assuming full conversion of securities (as a percentage of diluted share capital) (XI) = (VII)+(X) as a % of (A+B+C)	Number of Locked in shares (XII)		Number of Shares pledged or otherwise		Number of equity shares held in dematerialized form (XIV)	
								No. of Voting Rights					Total as a % of Total Voting rights	No. (a)	As a % of total Shares held (b)	No. (a)		As a % of total Shares held (b)
								Class X	Class Y	Total								
<b>(1) Indian</b>																		
(a) Individuals/Hindu undivided Family	0	0	0	0	0	0	0	0	0	0	0	0	0	0	0	0	0	0
(b) Central Government/State Government(s)	0	0	0	0	0	0	0	0	0	0	0	0	0	0	0	0	0	0
(c) Financial Institutions/Banks	0	0	0	0	0	0	0	0	0	0	0	0	0	0	0	0	0	0
(d) Any Other	0	0	0	0	0	0	0	0	0	0	0	0	0	0	0	0	0	0
Bodies Corporate																		
FINWORTH INVESTMENTS PVT LTD	AAACF2356F	1	300000	0	0	300000	4.78	300000	0	300000	4.78	0	4.78	0	0	0	0	300000
HAWAMAHAL FINANCE PVT LTD	AAACH5924M	1	300000	0	0	300000	4.78	300000	0	300000	4.78	0	4.78	0	0	0	0	300000
SANGAM SUITINGS PVT LTD	AACCS2398L	1	300000	0	0	300000	4.78	300000	0	300000	4.78	0	4.78	0	0	0	0	300000
SANGAM GRANITE PVT LTD	AACCS0056P	1	300000	0	0	300000	4.78	300000	0	300000	4.78	0	4.78	0	0	0	0	300000
SARVODAYA HOLDINGS PVT LTD	AAACS8303F	1	290000	0	0	290000	4.62	290000	0	290000	4.62	0	4.62	0	0	0	0	290000
SONMOD MARKETING PVT LTD	AACCS7530A	1	275000	0	0	275000	4.38	275000	0	275000	4.38	0	4.38	0	0	0	0	275000
<b>Sub-Total (A)(1)</b>		<b>6</b>	<b>1765000</b>	<b>0</b>	<b>0</b>	<b>1765000</b>	<b>28.10</b>	<b>1765000</b>	<b>0</b>	<b>1765000</b>	<b>28.10</b>	<b>0</b>	<b>28.10</b>	<b>0</b>	<b>0</b>	<b>0</b>	<b>0</b>	<b>1765000</b>
<b>(2) Foreign</b>																		
(a) Individuals (Non-Resident Individuals/Foreign Individuals)		0	0	0	0	0	0	0	0	0	0	0	0	0	0	0	0	0
(b) Government		0	0	0	0	0	0	0	0	0	0	0	0	0	0	0	0	0
(c) Institutions		0	0	0	0	0	0	0	0	0	0	0	0	0	0	0	0	0
(d) Foreign Portfolio Investor		0	0	0	0	0	0	0	0	0	0	0	0	0	0	0	0	0
(e) Any Other		0	0	0	0	0	0	0	0	0	0	0	0	0	0	0	0	0
<b>Sub-Total (A)(2)</b>		<b>0</b>	<b>0</b>	<b>0</b>	<b>0</b>	<b>0</b>	<b>0</b>	<b>0</b>	<b>0</b>	<b>0</b>	<b>0</b>	<b>0</b>	<b>0</b>	<b>0</b>	<b>0</b>	<b>0</b>	<b>0</b>	<b>0</b>
<b>Total Shareholding of Promoter and Promoter Group (A)=(A)(1)+(A)(2)</b>		<b>6</b>	<b>1765000</b>	<b>0</b>	<b>0</b>	<b>1765000</b>	<b>28.10</b>	<b>1765000</b>	<b>0</b>	<b>1765000</b>	<b>28.10</b>	<b>0</b>	<b>28.10</b>	<b>0</b>	<b>0</b>	<b>0</b>	<b>0</b>	<b>1765000</b>






TABLE III - STATEMENT SHOWING SHAREHOLDING PATTERN OF THE PUBLIC SHAREHOLDER

Category & Name of shareholders (I)	PAN (II)	Nos. of shareholders (III)	No. of fully paid-up equity shares held (IV)	No. of partly paid-up equity shares held (V)	Nos. of shares underlying Depository Receipt (VI)	Total nos. shares held (VII) = (IV)+(V)+(VI)	Shareholding % calculated as per SCRR, 1957 As a % of (A+B+C2) (VIII)	Number of Voting Rights held in each class of securities (IX)				No. of Shares Underlying Outstanding convertible securities (Including Warrants) (X)	Shareholding as a % assuming full conversion of convertible securities (as a percentage of diluted share capital) (XI) = (VII)+(X) as a % of (A+B+C)	Number of Locked in shares (XII)		Number of Shares pledged or otherwise encumbered (XIII)		Number of equity shares held in dematerialized form (XIV)		
								Class x	Class y	Total	Total as a % of Total Voting rights			No. (a)	As a % of total Shares held (b)	No. (a)	As a % of total Shares held (b)			
<b>(1) Institutions</b>																				
(a) Mutual Funds		0	0	0	0	0	0.00	0	0	0	0.00	0	0.00	0	0.00	0	0.00	0	0.00	0
(b) Venture Capital Funds		0	0	0	0	0	0.00	0	0	0	0.00	0	0.00	0	0.00	0	0.00	0	0.00	0
(c) Alternate Investment Funds		0	0	0	0	0	0.00	0	0	0	0.00	0	0.00	0	0.00	0	0.00	0	0.00	0
(d) Foreign Venture Capital Investors		0	0	0	0	0	0.00	0	0	0	0.00	0	0.00	0	0.00	0	0.00	0	0.00	0
(e) Foreign Portfolio Investors		0	0	0	0	0	0.00	0	0	0	0.00	0	0.00	0	0.00	0	0.00	0	0.00	0
(f) Financial Institutions/Banks		0	0	0	0	0	0.00	0	0	0	0.00	0	0.00	0	0.00	0	0.00	0	0.00	0
(g) Insurance Companies		0	0	0	0	0	0.00	0	0	0	0.00	0	0.00	0	0.00	0	0.00	0	0.00	0
(h) Provident Funds/Pension Funds		0	0	0	0	0	0.00	0	0	0	0.00	0	0.00	0	0.00	0	0.00	0	0.00	0
(i) Any Other		0	0	0	0	0	0.00	0	0	0	0.00	0	0.00	0	0.00	0	0.00	0	0.00	0
<b>Sub-Total (B)(1)</b>		<b>0</b>	<b>0</b>	<b>0</b>	<b>0</b>	<b>0</b>	<b>0.00</b>	<b>0</b>	<b>0</b>	<b>0</b>	<b>0.00</b>	<b>0</b>	<b>0.00</b>	<b>0</b>	<b>0.00</b>	<b>0</b>	<b>0.00</b>	<b>0</b>	<b>0.00</b>	<b>0</b>
<b>(2) Central Government/State Government(s)/President of India</b>																				
<b>Sub-Total (B)(2)</b>		<b>0</b>	<b>0</b>	<b>0</b>	<b>0</b>	<b>0</b>	<b>0.00</b>	<b>0</b>	<b>0</b>	<b>0</b>	<b>0.00</b>	<b>0</b>	<b>0.00</b>	<b>0</b>	<b>0.00</b>	<b>0</b>	<b>0.00</b>	<b>0</b>	<b>0.00</b>	<b>0</b>




<b>(3) Non-Institutions</b>																		
(a) Individuals		0	0	0	0	0	0.00	0	0	0	0.00	0	0.00	0	0.00	0	0.00	0
i) Individual shareholders holding nominal share capital up to Rs.2 Lakhs.		119	37055	0	0	37055	0.59	37055	0	37055	0.59	0	1.50	0	0.00	0	0.00	0
ii) Individual shareholders holding nominal share capital in excess of Rs.2 Lakhs.		0	0	0	0	0	0.00	0	0	0	0.00	0	0.00	0	0.00	0	0.00	0
(b) NBFCs registered with RBI		0	0	0	0	0	0.00	0	0	0	0.00	0	0.00	0	0.00	0	0.00	0
(c) Employee Funds		0	0	0	0	0	0.00	0	0	0	0.00	0	0.00	0	0.00	0	0.00	0
(d) Overseas Depositors (holding DRs)(balancing figure)		0	0	0	0	0	0.00	0	0	0	0.00	0	0.00	0	0.00	0	0.00	0
(e) Any Other		31	4478400	0	0	4478400	71.31	4478400	0	4478400	71.31	0	71.31	0	0.00	0	0.00	4462000
<b>HOLDING MORE THAN 1% OF TOTAL NUMBER OF SHARES</b>																		
NECCO SHIPPING CO. PVT LTD	AAACN0310M	1	300000	0	0	300000	4.78	300000	0	300000	4.78	0	4.78	0	0.00	0	0.00	300000
PARK VIEW INVESTMENT PVT LTD	AADCP0314J	1	300000	0	0	300000	4.78	300000	0	300000	4.78	0	4.78	0	0.00	0	0.00	300000
SAHYOG FINANCE. LTD	AACCS0058D	1	300000	0	0	300000	4.78	300000	0	300000	4.78	0	4.78	0	0.00	0	0.00	300000
SCORPIO CREDITS PVT LTD	AAACS4060K	1	300000	0	0	300000	4.78	300000	0	300000	4.78	0	4.78	0	0.00	0	0.00	300000
SANGAM FINCAP LTD	AACCS0057N	1	300000	0	0	300000	4.78	300000	0	300000	4.78	0	4.78	0	0.00	0	0.00	300000
MUKTI CREDITS PVT LTD	AAACM1092K	1	300000	0	0	300000	4.78	300000	0	300000	4.78	0	4.78	0	0.00	0	0.00	300000
NIKITA CREDITS PVT LTD	AAACN0356R	1	295000	0	0	295000	4.70	295000	0	295000	4.70	0	4.70	0	0.00	0	0.00	295000
SURAJ DEVELOPERS PVT LTD	AAACS0751P	1	295000	0	0	295000	4.70	295000	0	295000	4.70	0	4.70	0	0.00	0	0.00	295000
NECCO PLASTIC PVT LTD	AAACN0314R	1	290000	0	0	290000	4.62	290000	0	290000	4.62	0	4.62	0	0.00	0	0.00	290000
PISCES SECURITIES PVT LTD	AAACP1264G	1	290000	0	0	290000	4.62	290000	0	290000	4.62	0	4.62	0	0.00	0	0.00	290000
BHILWARA ESTATE PVT LTD	AAACB3680L	1	290000	0	0	290000	4.62	290000	0	290000	4.62	0	4.62	0	0.00	0	0.00	290000
KALIYA BUILDERS PVT LTD	AAACK5739M	1	290000	0	0	290000	4.62	290000	0	290000	4.62	0	4.62	0	0.00	0	0.00	290000
VIRGO SUITINGS PVT LTD	AAACV1017H	1	290000	0	0	290000	4.62	290000	0	290000	4.62	0	4.62	0	0.00	0	0.00	290000
LADDHA CONSTRUCTION CO. PVT LTD	AAACL3801B	1	290000	0	0	290000	4.62	290000	0	290000	4.62	0	4.62	0	0.00	0	0.00	290000
REBECCA EXPO. INVESTMENT PVT	AAACR0652G	1	275000	0	0	275000	4.38	275000	0	275000	4.38	0	4.38	0	0.00	0	0.00	275000
<b>Sub-Total (B)(3)</b>		<b>150</b>	<b>4515455</b>	<b>0</b>	<b>0</b>	<b>4515455</b>	<b>71.90</b>	<b>4515455</b>	<b>0</b>	<b>4515455</b>	<b>71.90</b>	<b>0</b>	<b>71.90</b>	<b>0</b>	<b>0.00</b>	<b>0</b>	<b>0.00</b>	<b>4462000</b>
<b>Total Public Shareholding (B)=(B)(1)+(B)(2)+(B)(3)</b>		<b>150</b>	<b>4515455</b>	<b>0</b>	<b>0</b>	<b>4515455</b>	<b>71.90</b>	<b>4515455</b>	<b>0</b>	<b>4515455</b>	<b>71.90</b>	<b>0</b>	<b>71.90</b>	<b>0</b>	<b>0.00</b>	<b>0</b>	<b>0.00</b>	<b>4462000</b>



**TABLE IV - STATEMENT SHOWING SHAREHOLDING PATTERN OF THE NON PROMOTER - NON PUBLIC SHAREHOLDER**

Category & Name of shareholders (I)	PAN (II)	Nos. of share holders (III)	No. of fully paid-up equity shares held (IV)	No. of partly paid up equity shares held (V)	Nos. of shares underlyin g Depositor y Receipt (VI)	Total nos. shares held (VII) = (IV)+(V)+(VI)	Sharehold ing % calculated as per SCRR, 1957 As a % of (A+B+C2) (VIII)	Number of Voting Rights held in each class of securities (IX)			No. of Shares Underlying Outstanding convertible securities (Including Warrants) (X)	Shareholding as a % assuming full conversion of convertible securities (as a percentage of diluted share capital) (XI) = (VII)+(X) as a % of (A+B+C)	Number of Locked in shares (XII)		Number of Shares pledged or otherwise		Number of equity shares held in demate rialized form (XIV)	
								No. of Voting Rights					Total as a % of Total Voting rights	No. (a)	As a % of total Shares held (b)	No. (a)		As a % of total Shares held (b)
								Class x	Class y	Total								
(1) Custodian DR Holder		0	0	0	0	0	0.000	0	0	0	0.000	0	0.000	0	0.000	0	0.000	0
(2) Employee Benefit Trust (under SEBI (share based Employee Benefit) Regulations, 2014		0	0	0	0	0	0.000	0	0	0	0.000	0	0.000	0	0.000	0	0.000	0
<b>Total Non-Promoter - Non-Public Shareholding (C)=(C)(1)+(C)(2)</b>		0	0	0	0	0	0.000	0	0	0	0.000	0	0.000	0	0.000	0	0.000	0



LADHU LAL SONI  
DIRECTOR  
DIN: 00131787

Details of the significant beneficial owner (I)			Details of the registered owner (II)			Details of holding/ exercise of right of the SBO in the reporting company, whether direct or indirect *:(III) Whether by virtue of:						
Sr. No	Name	PAN/Pass port No. in case of a foreign national	Nation ality	Name	PAN/Pass port No. in case of a foreign national	Nation ality	Shares	Voting rights %	Rights on distributable dividend or any other distribution %	Exercise of control	Exercise of significant influence	Date of creation / acquisition of significant beneficial interest* (IV)
N.A.												

FOR AND ON BEHALF OF BOARD OF DIRECTORS

FOR NIDHI MERCANTILES LIMITED

LADHU LAL SONI  
DIRECTOR  
DIN:0131787

