

**FORMAT OF HOLDING OF SPECIFIED SECURITIES**

- 1 Name of Listed Entity : **NIDHI MERCANTILES LIMITED**
- 2 Scrip Code/Name of Scrip/Class of Security : **24132**
- 3 Share Holding Pattern Filed under: Reg. 31(1) ( b ) : **Quarter Ended 31/12/2020**
- 4 Declaration : The Listed entity is required to submit the following declaration to the extent of submission of information


Sr. No.	Particulars	Yes	No
1	Whether the Listed Entity has issued any partly paid up shares		No
2	Whether the Listed Entity has issued any Convertible Securities or Warrants?		No
3	Whether the Listed Entity has any shares against which depository receipt are issued?		No
4	Whether the Listed Entity has any shares in locked-in?		No
5	Whether any shares held by promoters are pledge or otherwise encumbered?		No



6. The tabular format for disclosure of holding of specified securities is as follows:-

TABLE I - SUMMARY STATEMENT HOLDING OF SPECIFIED SECURITIES

Category	Category of shareholder (ii)	Nos. of shares held (iii)	No. of fully paid-up equity shares held (iv)	No. of partly paid-up equity shares held (v)	No. of shares underlying Depository Receipt (vi)	Total nos. shares held (vii) = (iv)+(v)+(vi)	Shareholding as a % of total no. of shares (calculated as per SCRR, 1957) (viii) As a % of (A+B+C2)	Number of Voting Rights held in each class of securities (ix)			Total as a % of (A+B+C)	No. of Shares Underlying convertible securities (including Warrants) (x)	Shareholding as a % assuming full conversion of convertible securities (as a percentage of diluted share capital) (xi)=(vii)+(x) as a % of (A+B+C)	Number of Locked in shares (xii)		Number of Shares pledged or otherwise encumbered (xiii)		Number of equity shares held in dematerialized form (xiv)
								Class eg: x	Class eg: y	Total				No. (a)	As a % of total Shares held (b)	No. (a)	As a % of total Shares held (b)	
(A)	Promoter & Promoter Group	6	1765000	0	0	1765000	28.10	1765000	0	1765000	28.10	0	0	0	0	0	0	1765000
(B)	Public	150	4515455	0	0	4515455	71.90	4515455	0	4515455	71.90	0	0	0	0	0	0	4462000
(C)	Non Promoter - Non Public																	
(C1)	Shares underlying DRS	0	0	0	0	0	N.A.	0	0	0	0.00	0	0	0	0	0	0	0
(C2)	Shares held by Employee Trusts	0	0	0	0	0	0	0	0	0	0.00	0	0	0	0	N.A.	N.A.	0
	<b>TOTAL</b>	<b>156</b>	<b>6280455</b>	<b>0</b>	<b>0</b>	<b>6280455</b>	<b>100</b>	<b>6280455</b>	<b>0</b>	<b>6280455</b>	<b>100.00</b>	<b>0</b>	<b>0</b>	<b>0</b>	<b>0</b>	<b>0</b>	<b>0</b>	<b>6227000</b>



Category & Name of shareholders (1)	PAN (2)	Nos. of shareholders (3)	No. of fully paid-up shares held (IV) (4)	No. of partly paid-up equity shares held (V) (5)	Nos. of shares underlying Depository Receipts (VI) (6)	Total nos. shares held (VII)=(IV)+(V)+(VI) (7)	Shareholding % calculated as per SCRR, 1957 as a % of (A+B+C2) (VIII) (8)	Number of Voting Rights held in each class of securities (IX)			Total as a % of Total Voting rights (10)	No. of Shares Underlying Outstanding convertible securities (including Warrants) (X) (11)	Shareholding as a % assuming full conversion of convertible securities (as a percentage of diluted share capital) (XI)= (VIII)+(X) as a % of (A+B+C) (12)	Number of Locked in shares (XII)		Number of Shares pledged or otherwise		Number of demat held in equity share: form (XIV) (13)
								Class X	Class Y	Total				No. (a)	% of total shares held (b)	No. (a)	% of total shares held (b)	
(1) Indian																		
(a) Individuals/Hindu undivided Family		0	0	0	0	0	0	0	0	0	0	0	0	0	0	0	0	0
(b) Central Government/State Government(s)		0	0	0	0	0	0	0	0	0	0	0	0	0	0	0	0	0
(c) Financial Institutions/Banks		0	0	0	0	0	0	0	0	0	0	0	0	0	0	0	0	0
(d) Any Other		0	0	0	0	0	0	0	0	0	0	0	0	0	0	0	0	0
Bodies Corporate																		
FINWORTH INVESTMENTS PVT LTD	AAACF2356F	1	300000	0	0	300000	4.78	300000	0	300000	4.78	0	4.78	0	0	0	0	300000
HAWAMAHAL FINANCE PVT LTD	AAACH5924M	1	300000	0	0	300000	4.78	300000	0	300000	4.78	0	4.78	0	0	0	0	300000
SANGAM SUITINGS PVT LTD	AACCS2398L	1	300000	0	0	300000	4.78	300000	0	300000	4.78	0	4.78	0	0	0	0	300000
SANGAM GRANITE PVT LTD	AACCS0056P	1	300000	0	0	300000	4.78	300000	0	300000	4.78	0	4.78	0	0	0	0	300000
SARVODAYA HOLDINGS PVT LTD	AAACS8303F	1	290000	0	0	290000	4.62	290000	0	290000	4.62	0	4.62	0	0	0	0	290000
SONMOD MARKETING PVT LTD	AAACS7530A	1	275000	0	0	275000	4.38	275000	0	275000	4.38	0	4.38	0	0	0	0	275000
Sub-Total (A)(1)		6	1765000	0	0	1765000	28.10	1765000	0	1765000	28.10	0	28.10	0	0	0	0	1765000
(2) Foreign																		
(a) Individuals (Non-Resident Individuals/Foreign Individuals)		0	0	0	0	0	0	0	0	0	0	0	0	0	0	0	0	0
(b) Government		0	0	0	0	0	0	0	0	0	0	0	0	0	0	0	0	0
(c) Institutions		0	0	0	0	0	0	0	0	0	0	0	0	0	0	0	0	0
(d) Foreign Portfolio Investor		0	0	0	0	0	0	0	0	0	0	0	0	0	0	0	0	0
(e) Any Other		0	0	0	0	0	0	0	0	0	0	0	0	0	0	0	0	0
Sub-Total (A)(2)		0	0	0	0	0	0	0	0	0	0	0	0	0	0	0	0	0
Total Shareholding of Promoter and Promoter Group (A)=(A)(1)+(A)(2)		6	1765000	0	0	1765000	28.10	1765000	0	1765000	28.10	0	28.10	0	0	0	0	1765000




TABLE III - STATEMENT SHOWING SHAREHOLDING PATTERN OF THE PUBLIC SHAREHOLDER

(1) Category & Name of Shareholders	(ii) PAN	(iii) Nos. of Shares	(iv) No. of fully paid-up equity shares held	(v) No. of partly paid-up equity shares held	(vi) Nos. of Depository Receipts	(vii) Total nos. Shares held (IV)+(V)+(VI)	(viii) Shareholding % calculated as per SCRR, 1957 (A+B+C2) As a % of (A+B+C2)	(ix) Number of Voting Rights held in each class of securities			(x) Total as a % of Total Voting Rights	(xi) No. of Shares Underlying Outstanding securities (including Warrants)	(xii) Shareholding as a % assuming full conversion of convertible securities as a percentage of diluted share capital (XII) = (VII)+(X) as a % of (A+B+C)	(xiii) Number of Locked In Shares		(xiv) Number of Shares pledged or otherwise encumbered		(xv) Number of equity shares held in dematerialized form	
								Class	Y	Total				(a) No. of Shares	(b) As a % of total Shares held	(a) No. of Shares	(b) As a % of total Shares held		
(1) Institutions																			
(a) Mutual Funds																			
(b) Venture Capital Funds																			
(c) Alternate Investment Funds																			
(d) Foreign Venture Capital Investors																			
(e) Foreign Portfolio Investors																			
(f) Financial Institutions/Banks																			
(g) Insurance Companies																			
(h) Provident Funds/Pension Funds																			
(i) Any Other																			
(ii) Sub-Total (B)(12)																			
(2) Central Government/State Government(s)/President of India																			
(i) Sub-Total (B)(12)																			
(3) Non-institutions																			
(a) Individuals																			
(i) Individual shareholder's holding nominal share capital up to Rs. 2 Lakhs.																			
(ii) Individual shareholder's holding nominal share capital in excess of Rs. 2 Lakhs.																			
(b) NBFCs registered with RBI																			
(c) Employee Funds																			
(d) Overseas Depositors (holding DRs)(balancing figure)																			
(e) Any Other																			
(ii) Sub-Total (B)(12) HOLDING MORE THAN 1% OF TOTAL NUMBER OF SHARES																			
NECCO SHIPPING CO. PVT LTD	AAACND310M		300000	0	0	300000	4.78	300000	0	300000	4.78	0	4.78	0	0.00	0	0.00	0	300000
PARK VIEW INVESTMENT PVT LTD	AAADCP314J		300000	0	0	300000	4.78	300000	0	300000	4.78	0	4.78	0	0.00	0	0.00	0	300000
SAHOG FINANCE LTD	AAACSC0058D		300000	0	0	300000	4.78	300000	0	300000	4.78	0	4.78	0	0.00	0	0.00	0	300000
SCORPIO CREDITS PVT LTD	AAACSK9060K		300000	0	0	300000	4.78	300000	0	300000	4.78	0	4.78	0	0.00	0	0.00	0	300000
SANGAM FINCAP LTD	AAACSC0057N		300000	0	0	300000	4.78	300000	0	300000	4.78	0	4.78	0	0.00	0	0.00	0	300000
MUKTI CREDITS PVT LTD	AAACGM1092K		300000	0	0	300000	4.78	300000	0	300000	4.78	0	4.78	0	0.00	0	0.00	0	300000
NIMTA CREDITS PVT LTD	AAACNM0356R		295000	0	0	295000	4.70	295000	0	295000	4.70	0	4.70	0	0.00	0	0.00	0	295000
SURAJ DEVI OPERS PVT LTD	AAACNS0551P		295000	0	0	295000	4.70	295000	0	295000	4.70	0	4.70	0	0.00	0	0.00	0	295000
NECCO PLASTIC PVT LTD	AAACNS0314R		290000	0	0	290000	4.62	290000	0	290000	4.62	0	4.62	0	0.00	0	0.00	0	290000
PIICES SECURITIES PVT LTD	AAACP1264G		290000	0	0	290000	4.62	290000	0	290000	4.62	0	4.62	0	0.00	0	0.00	0	290000
BHILWARA ESTATE PVT LTD	AAACB3680L		290000	0	0	290000	4.62	290000	0	290000	4.62	0	4.62	0	0.00	0	0.00	0	290000
KALIYA BUILDERS PVT LTD	AAACK5739M		290000	0	0	290000	4.62	290000	0	290000	4.62	0	4.62	0	0.00	0	0.00	0	290000
VIRGO SUTTINGS PVT LTD	AAACV10174H		290000	0	0	290000	4.62	290000	0	290000	4.62	0	4.62	0	0.00	0	0.00	0	290000
LADDAH CONSTRUCTION CO. PVT LTD	AAACL3801B		290000	0	0	290000	4.62	290000	0	290000	4.62	0	4.62	0	0.00	0	0.00	0	290000
REBECCA EXPO INVESTMENT PVT LTD	AAACR0552G		275000	0	0	275000	4.38	275000	0	275000	4.38	0	4.38	0	0.00	0	0.00	0	275000
Sub-Total (B)(13)			150	0	0	4515455	71.90	4515455	0	4515455	71.90	0	71.90	0	0.00	0	0.00	0	4515455
Total Public Shareholding			150	0	0	4515455	71.90	4515455	0	4515455	71.90	0	71.90	0	0.00	0	0.00	0	4515455
(B)=(B)(1)+(B)(2)+(B)(3)			150	0	0	4515455	71.90	4515455	0	4515455	71.90	0	71.90	0	0.00	0	0.00	0	4515455

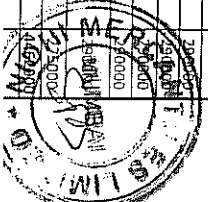



TABLE IV - STATEMENT SHOWING SHAREHOLDING PATTERN OF THE NON PROMOTER - NON PUBLIC SHAREHOLDER

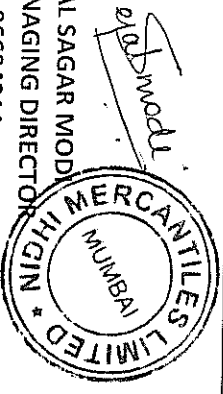
Category & Name of shareholders (I)	PA N	Nos. of share holders (II)	No. of fully paid-up shares held (IV)	No. of partly paid up equity shares held (V)	Nos. of shares underlying Depository Receipt (VI)	Total nos. shares held (VII) = (IV)+(V)+(VI)	Shareholding % as per SCRR, 1957 as calculated (VIII) = $\frac{(A+B+C2)}{(A+B+C)}$	Number of Voting Rights held in each class of securities (IX)			Total as a % of Total Voting rights	No. of Shares Underlying Outstanding convertible securities (including Warrants) (X)	Shareholding as a % assuming full conversion of convertible securities (as a percentage of diluted share capital) (XI) = $\frac{(VII)+(X)}{(A+B+C)}$	Number of Locked in shares (XII)		Number of Shares pledged or otherwise		Number of equity shares held in dematerialized form (XIV)
								No. of Voting Rights Class x	Class y	Total				No. of shares held (a)	As a % of total Shares held (b)	No. of shares held (a)	As a % of total Shares held (b)	
(1) Custodian DR Holder		0	0	0	0	0	0.000	0	0	0	0.000	0	0.000	0	0.000	0	0.000	0
(2) Employee Benefit Trust (under SEBI Regulations, 2014)		0	0	0	0	0	0.000	0	0	0	0.000	0	0.000	0	0.000	0	0.000	0
Total Non-Promoter - Non-Public Shareholding (C)=(Q1)+(C)+(2)		0	0	0	0	0	0.000	0	0	0	0.000	0	0.000	0	0.000	0	0.000	0



SEJAL SAGAR MOBI  
MANAGING DIRECTOR  
DIN: 06684211

**Table V - STATEMENT SHOWING DETAILS OF SIGNIFICANT BENEFICIAL OWNERS**

Sr. No	Details of the significant beneficial owner (i)			Details of the registered owner (ii)			Details of holding/ exercise of right of the SBO in the reporting company, whether direct or indirect *:					Date of creation / acquisition of significant beneficial interest* (iv)	
	Name	PAN/Passport No. in case of a foreign national	Nationality	Name	PAN/Passport No. in case of a foreign national	Nationality	Shares %	Voting rights %	Whether by virtue of:		Exercise of control		Exercise of significant influence
							Rights on distributable dividend or any other distribution		Exercise of control		Exercise of significant influence		
NA													



SEJAL SAGAR MODI  
MANAGING DIRECTOR  
DIN: 06684211